

for the loved

photography

20  21

ENGAGEMENT
SESSION
guide





OMG, YOU'RE
ENGAGED

If you're reading this, it's because you're about to take some EPIC engagement photos! And I'm so excited to spend time together during your engagement session!

I'm a BIG fan of engagement sessions for a few reasons! First, it's one of the first memories we make together! You'll get comfortable being in front of the camera, and we'll have lots of fun along the way!

Side note: if you're nervous, it's totally OKAY! I'm always nervous before a shoot too, and I do this for a livinnn!

There's lots to think about when planning an engagement session. From location, to outfits, and more—here are some of my tips + go-to advice for planning the perfect session that captures YOUR love story!



my tips for you

SAVE THE DATES

Engagement photos are so fun to share with friend and family, but they're also amazingggg to use for your Save The Dates!

I recommend sending them out about 6-8 months before your wedding! For a destination wedding, you'll want to send them out 8-10 months before the wedding!

Don't forget to send a copy to your favorite photographer :)



FOR THE FELLAS

Look, I know having your picture taken for an hour might not exactly be something you're DYING to do! Am I right? And I totally get it if you feel awkward in front of the camera, but that's what I'm here for!! I promise you by the end of the session, you'll realize it wasn't THAT bad and you might even say it was a little fun, too! I love getting to know the bride AND the groom! It's about you, too! And hey, if you still can't shake the nerves— take a shot of whiskey before the session, because who says you cant?!

A couple is shown from the waist down, holding hands. The man on the left is wearing a dark shirt and light-colored shorts. The woman on the right is wearing a white, tiered dress. They are standing in a field of tall, dry grasses and small white flowers. In the background, there is a calm body of water reflecting the sky.

OUTFIT INSPO

WHAT TO WEAR

I cannot stress this enough: NEUTRALS.

Here are some of my favorite outfit ideas:

- All black matching outfits
- White shirt and jeans
- Go glam! Girl wears an elaborate dress, guy wears a suit. Perfect teaser for the wedding day!!

WHAT NOT TO WEAR

I'm only here to give you advice, but I'm personally not a fan of:

- Bright colors
- Busy patterns
- Shoes that will make your feet hurt
- Anything glittery (glitter causes glares to my camera if it's sunny!)



fur babies

Something you should know about me is I LOVE DOGS (slightly biased towards my pup, Maple), so I know how much pets can mean to your family! I will ALWAYS welcome pets to your engagement session.



A few tips:

— Keep in mind if you bring your furry friend along, we will have to choose a pet-friendly location

—I recommend bringing your pet for the first half of your session, then having a friend pick them up or watching them until we're finished

—Make sure they get plenty of exercise before the session, and bring their favorite toys or treats!



MAKE A DAY OF IT

If you're anything like me, you don't dress up often with your person. My greatest tip for you is to spend some quality time together before or after your session! Go out for brunch beforehand, or maybe go to your favorite rooftop bar after! MAKE A DAY OF IT!

It's a time to connect + have fun! You only do this ONCE, so make it the best time ever together :)



WHEN IS THE BEST TIME TO TAKE OUR PHOTOS?

SPRING - FALL: I recommend taking photos 1.5 hours before sunset! This lighting is usually PERFECT when it comes to taking those dreamy photos.

WINTER: During the gloomy winter season, I recommend doing an in-home or studio session since it's FREEZING outside! If you're down to wait until the warmer months, do it! If not, we can schedule a cute & cozy session inside.

"but we're awkward in photos"

Whether you looove being in front of the camera, or you're stressed about where to put your hands, I'll be there to guide you every step of the way! I will guide you in some poses, but most of the time I want to capture you both together naturally. I love documenting the day as organic as possible, and I try to always avoid stiff poses!

My biggest advice during our session together is to truly soak in the moments, because it's a special time of your life. Even though you're in front of the camera for a short time, you'll be able to look back at these photos forever. So have fun, giggle, and make it a date night if you have to! Enjoy yourself.



CLEAN YOUR RING

I always try to take a few ring shots during your session— so make sure it's sparkly and clean! It's super easy to clean your ring at home if you don't have professional ring cleaner. Here's my secret recipe: soak your ring in warm water with a little dish soap and Windex for 20 minutes. Then gently brush with a soft toothbrush + rinse

Make that baby sparkle & shine! It'll be worth it, I promise!








IT'S GONNA BE
SO FUN

Please do not hesitate to contact me if there is anything else I can do to assist you beyond this guide! I'm always here to help. In the meantime, have fun outfit shopping and sending me your Pinterest inspo! I can't wait to hangout together!!

shayla

	513.600.0235
	@FORTHELOVEDPHOTOGRAPHY
	FORTHELOVEDPHOTOGRAPHY.COM

1 JOHN 4:19
for the
loved

